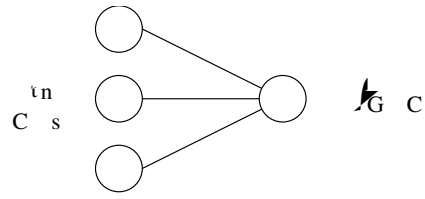


o n t D op n to f t C t t G n u t  
u us t n n n  
t p n E n  
oo of Co n t n Co putn n s





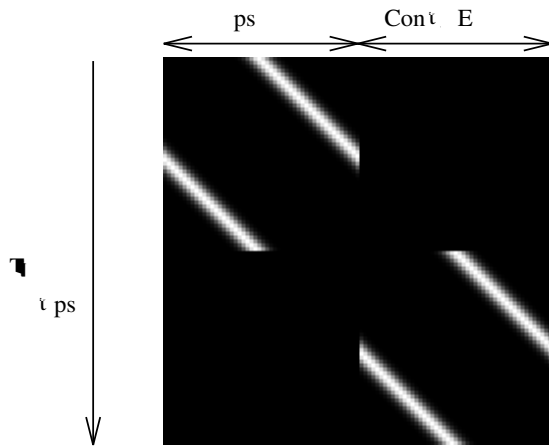




Generalization

$$w'_{ij}, w_{ij} = \frac{1}{nR} \left( tL - \sum_k^{nL} w_{kj} \right)$$

unit nodes with unit postsynaptic inhibition constant



u    in   nput's   o,   no   on   po   tions   n't   s   p   on   on   s   t   t  
 t  
 no   s   t   ft   t   ton   p   s   nt   ton   of   on   nput   to   o   ft   po   p   s   nt   ton  
 of   nput   to   s   G   o,   t   n   n   t   s   p   t   n   o   t   p   so   t   t   pp   ns   on   o   t   n  
 po

### 3 Results

The first part of the study was a pilot study to determine the feasibility of the study. The pilot study was conducted with a small number of participants and the results were used to inform the design of the main study. The main study was conducted with a larger number of participants and the results were used to inform the design of the next study.

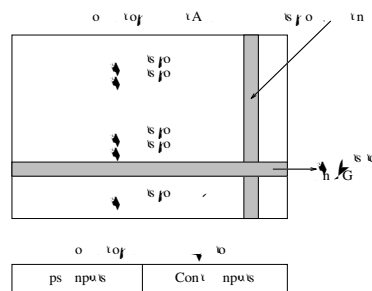

The first part of the study was a pilot study to determine the feasibility of the study.

The second part of the study was a pilot study to determine the feasibility of the study.

The third part of the study was a pilot study to determine the feasibility of the study.

The fourth part of the study was a pilot study to determine the feasibility of the study.

The fifth part of the study was a pilot study to determine the feasibility of the study.




The first part of the study was a pilot study to determine the feasibility of the study. The pilot study was conducted with a small number of participants and the results were used to inform the design of the main study. The main study was conducted with a larger number of participants and the results were used to inform the design of the next study.

### **3.1 Test 1: Simultaneous Arrival of All Retinal Afferents**










### 3.4 Test 4: Importance of Growth Term

As the growth rate  $g$  increases, the value of the firm increases. This is because the growth rate increases the future cash flows, which are discounted back to the present. The higher the growth rate, the higher the present value of the firm.

- The value of the firm is highly sensitive to the growth rate  $g$ .



u Eff topt us p t of t n ou oo is pt po ns of t n n  
 t radius qu to e radius st n s to po not po s n n radius  
 s s mo n t n to t n po not po s s t n u of radius.  
 t o n t topo p s Ass o n t o spon n o u o n n po s. t no u  
 on n t of t G s pp s on n rad.

### 3.5 Test 5: Importance of Normalisation

n t o n o t o t o s o f n o s t o n p o s s i n n o s t o n n  
s u t t n u t n o s t o n A n p o i n t q u s t o n s t o t t s n o s t o n s s  
n s s p o p o p n t n o s t o n t o s n t p o p t s s o n  
n G o o B o D o s t n t o o n p t u p u s o f  
n o s t o n t n q u n o t o o p o n t u s n n o s t o n t n q u u t o  
t t o p o s o f n o s t o n n u t n t n n o s t o n q u n o p s t o n s  
n u s u s t o p t s o u n t n o n o n n o s t o n s s s u p n t  
s q u s t o n s n n s t t s s t t n t p o o f n o s t o n u s t  
s t o s t o n n t s u t t o s s t t s t o t n t t n n o  
n o s t o n s s s x


s f s u t t t n n o s t o n s u s e t n t t o p o p s o s k t o u t n  
o n n t s t o t G e n o u s t o n s o f t n

in o s ton

D s

u t t

on



u n t s j o t n o s t o n t s s t n t o t n p u t  
 s n t o o t o u t o u n s n n u u s s s n t s n o u p p  
 o u n o n n u t s t n t s s s t o



in o s ton

D s

u t t


on

D s


G n u t o s ton

u t t

on



u n o u o n n p o s p o t n o s t o n t s s t n n p u e t s





### **3.5.1 Is geniculate normalisation necessary?**

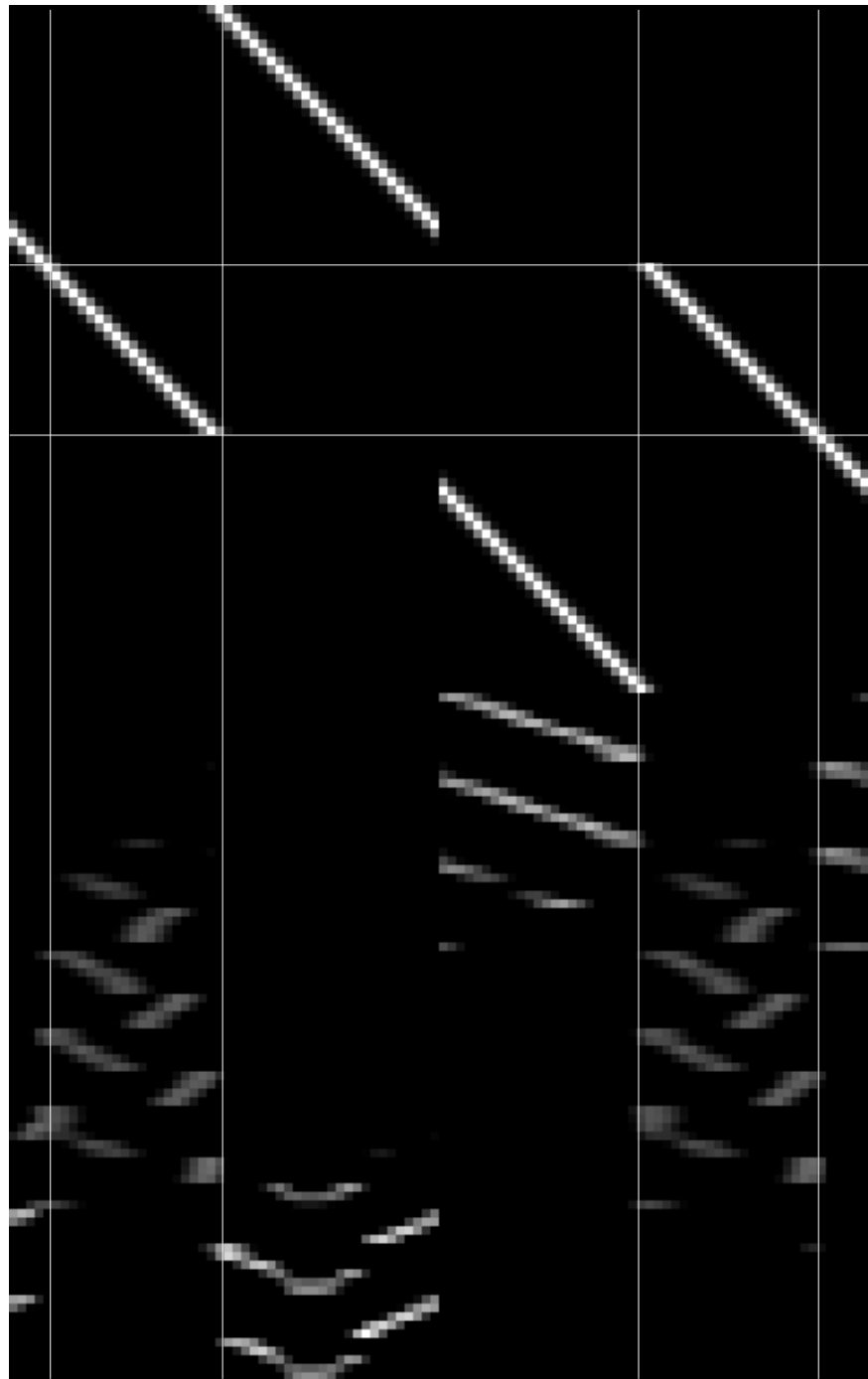


## Random Overlapping Waves

Non-stochastic outputs of a process that is not systematic. The process is stochastic and the outputs are not systematic.

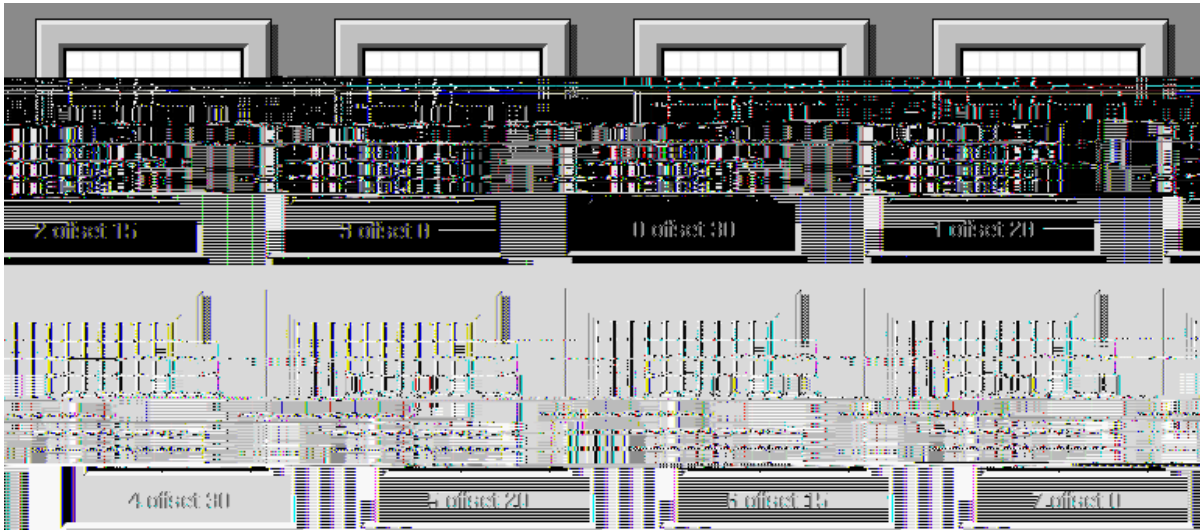



A of p



D of p






u    n    ip u ns us n    / ou    u    n

Fixed Overlapping Waves





u Eff toj n n t su t t tn no s ton onst n so su t t t  
s own n t n ' ,  $maxWt$  o n u t no s ton.  $rs$  ,  $rs$   $maxWt$  ,  
 $rs$  ,  $rs$   $maxWt$  ,  $rs$  ,  $rs$   $maxWt$  , . u s n s o t o spon n o u  
o n n p o s o n o p p n t n n p u s u s p o t s p n s u t p n s t  
t n o o p p n n p u s p o u s s u s

### Satisfying both forms of normalisation.

n ot in n n u t no s ton s n us nt o t st po of o to  
s tsf ot fo sof no s ton tt s t ft no s tons pp s qu nt t  
no u nt t t pos n t s on no s ton not sto t onst n's pos t  
stno s ton o t s s t fo p fo os o o p fo n s r t t  
nt tons t nt t o fo sof no s ton  
nt p ous p n's t n of po t n no s ton s pp t st po o  
n n u t no s ton n t s s tof p n's t po t of n u t no s ton o u n  
st p N s o o t n s in no s ton s s pp t st po t s po  
n su t t n u t no s ton s s pp t st po t s po t s s o n  
n u t s t t t no t o po p ops on ft s t n no s ton's  
pp fo t su t t n u t no s ton n ont sk ot t n Goo  
pp t output no s ton fo t nput no s ton

### Why does applying subtractive geniculate normalisation first produce strange results?

n poss t pp n su t t n u t no





on the other hand, the potential of



## A Parameters Used.

$\alpha$     $\beta$     $\gamma$     $nL$     $nR$     $tR$     $tL$

	Input	Output	Constant	Radius	$nL$	$nR$	$tR$	$tL$
$\alpha$	Input	Output	Constant	Radius	$nL$	$nR$	$tR$	$tL$
$\beta$	Input	Output	Constant	Radius	$nL$	$nR$	$tR$	$tL$
$\gamma$	Input	Output	Constant	Radius	$nL$	$nR$	$tR$	$tL$
radius	Input	Output	Constant	Radius	$nL$	$nR$	$tR$	$tL$
$nL$	Input	Output	Constant	Radius	$nL$	$nR$	$tR$	$tL$
$nR$	Input	Output	Constant	Radius	$nL$	$nR$	$tR$	$tL$
$tR$	Input	Output	Constant	Radius	$nL$	$nR$	$tR$	$tL$
$tL$	Input	Output	Constant	Radius	$nL$	$nR$	$tR$	$tL$

$\alpha$     $\beta$     $\gamma$     $nL$     $nR$     $tR$     $tL$

$\alpha$     $\beta$     $\gamma$     $nL$     $nR$     $tR$     $tL$

$$\alpha, \beta, \gamma, nL, nR, tR, tL$$

