




## SSTU0120/ SSTU0122 - Student Advisor Contact Screens



### Finding a Student Record

- From the main menu open the 'Student Query' screen
- Search either by student cohort (select the search criteria)
- Or enter the name of a student
- Click **Find** button to search
- Click on a student's name to show details on the right of the screen.



### Click on the Advise (Y/N) button

- If the button is labelled Advise (Y) the student already had advice records
- If the button is labelled Advise (N) the student has no advice records

Date: 12-MAY-2011      Sub Categories(1):      Sub Categories(2):

Presenting Issues: Finance      External Finance      Fees

Referred To: Health Centre

Contact: [Name]

Comments: General comments go here

Action: Referral

Save

Initiated by	Action	Referred to	Date	Presenting	Adv Contact	Initiated

Back      Add Record      Click on a date to view full record details

## Updating Student Advisor Contact Information

- When you have found your student record click on the **Advice** button under the 'Courses' tab
- In the 'Contacts' tab click the **Add Record** button
- Enter a value for **Presenting Issues**
- Enter a **Sub-Category** for the presenting issue
- If necessary enter another **Presenting Issue** and **Sub-Category**
- Enter a **Contact Type**
- Enter who the contact was **Initiated By**
- Enter a value for **Action**
- Enter who the matter has been **Referred To**
- Click on **Save** button

The **Contact** should default to your own name; however another name can be chosen from the list.

Notes made in the '**Advisor Notes**' section can just be seen by Student Advisors.

Notes made in the **Comments** section can be seen by Administrative support staff.

## Amending Existing Records

- Once a record has been entered and saved it appears as a record under the Contacts tab
- To view or amend the record, click on the **date**

Date: 12-MAY-2011      Sub Categories(1):      Sub Categories(2):

FINANCE      Financial Services      Financial Services

HEALTH      Anxiety      Physical - general      HE

SIT      Advisor Notes:      Contact Type: VI

REFERRAL

Action: REFERRAL

Referred to: HEALTH

Contact: JMM

Comments: General comments go here

Back      Amend      Delete      Save

cont/...

- To delete the record, click on the **Delete** button
- To edit the comments and notes, make relevant changes and click **Save** to commit
- Click **Amend** to amend contact details

**N.B** If changing the Presenting Issues, please note that all sub-categories under that Presenting Issue will be nullified. This is particularly important for administrative staff who will not be able to see the sub-categories listed under a Presenting Issue.

Students

Student Name	Presenting Issue	Referral Date	Referral Time	Referral Location	Referral Status
...	...	...	...	...	...
...	...	...	...	...	...

### Checking Existing Contact Records

- From the main menu click **Student Advisor Students**
- Click on a name to enter the student's contact record
- Change the sort order by clicking on column header (e.g. First presenting issue see *below*)

