

B o n c

yo M c o on o

Lo n o c

c A n B

B o n c

[Redacted]

[Redacted]

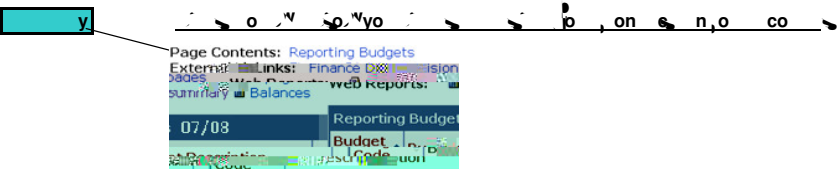
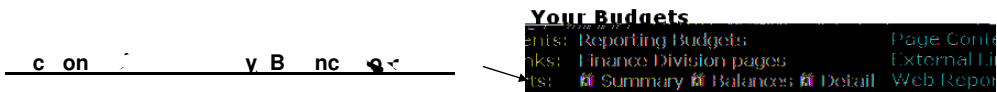
[Redacted]

[Redacted]


[Redacted]

[Redacted]


[Redacted]



o



This will display txns from Aug to the month you have selected



Click on code  
 Whilst holding Ctrl click on relevant codes, or drag the cursor  
 Click on "Select all" [Select all](#)

nc co c on → Finish at the bottom left of screen

FINISH

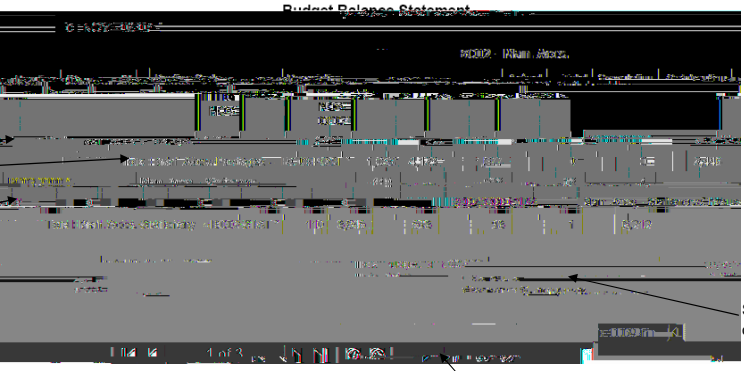
o o go.v nn n

The report will open in a separate window

o B nc o

GL codes  
Totals

o c n o h o  
o y c c n on i co  
M c n n o o nc on  
B o c n i n y  
Please see procedures below - section c



Summary of Budget code 1

To go to next page

o

c

o

o v o n c on on co c

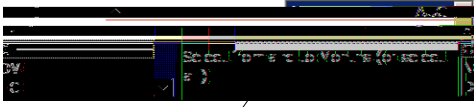


o



c on n y

o



c on n on n on

e.g This will show you txns from Aug to Oct

A

Click on month  
Whilst holding Ctrl click on relevant months, or drag the cursor  
Click on "Select all" [Select all](#)



c on o co

n co

Click on code

Whilst holding Ctrl click on relevant codes, or drag the cursor

A

Click on "Select all" [Select all](#)

nc co

c on

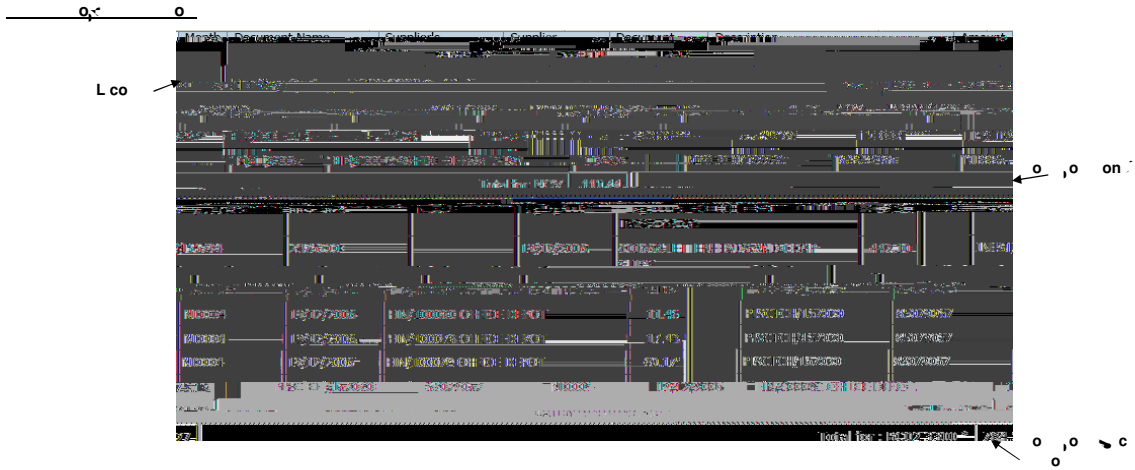


Finish

at the bottom left of screen



The report will open in a separate window



nc on

